

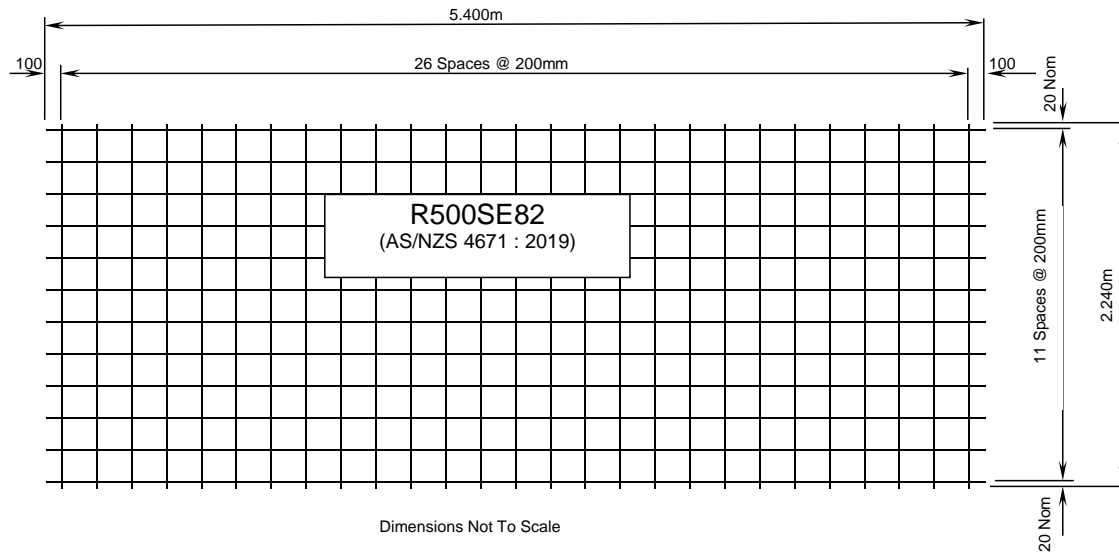
SOUTHERN MESH SUPPLIES LTD

Mesh Specification sheet.

R500SE82

MESH TYPE: R500SE82

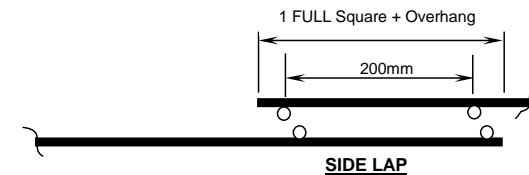
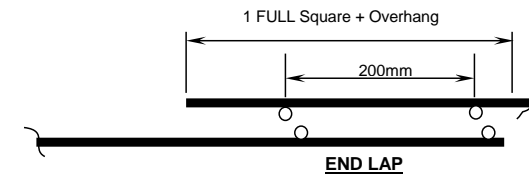
DESCRIPTION: 5.4m x 2.240m. - 200 x 200 Grid. R 8.0 mm.(Nom) Dia.- G500 Longitudinal & Cross Wire.



GROSS SHEET WEIGHT (kg) - 49.43
WEIGHT PER SQM (kg/sqm) - 3.946
kN PER METRE WIDTH - 125.7
GROSS SHEET AREA (sqm) - 12.096
NETT COVER (sqm) - 10.000

CHARACTERISTIC MECHANICAL PROPERTIES:

Yield Stress (Mpa) :- $\geq 500 \leq 600$
Ratio (R_m/R_e) :- $\geq 1.15 \leq 1.40$
Uniform Elongation :- $\geq 10\%$



NOTE - REVISED LAPPING SPECIFICATION
1 FULL SQUARE PLUS OVERHANG

Lapping details as determined by testing and evaluation
conducted by
Holmes Solutions Ltd on behalf of **Southern Mesh Supplies Ltd.**