

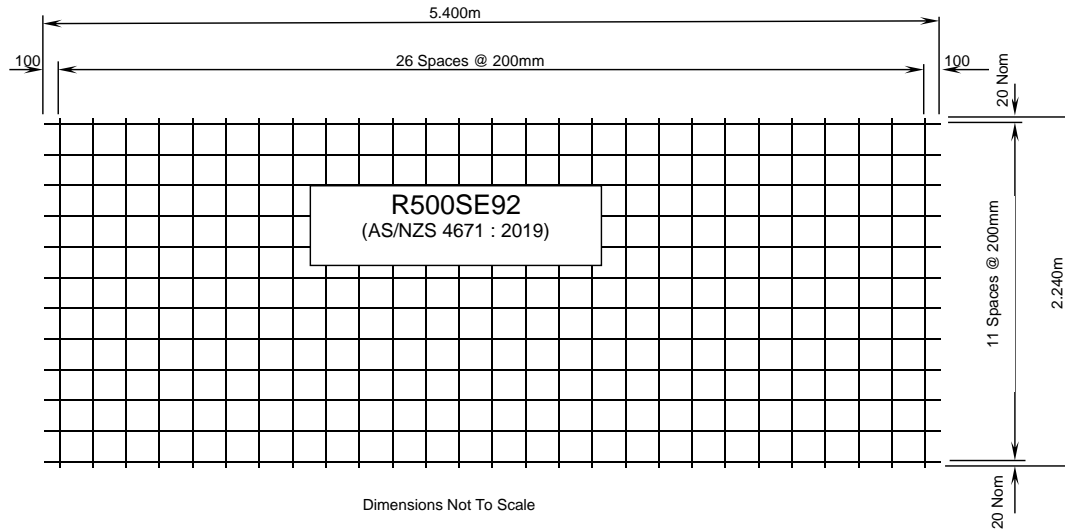
# SOUTHERN MESH SUPPLIES LTD

## Mesh Specification sheet

R500SE92

**MESH TYPE:** R500SE92

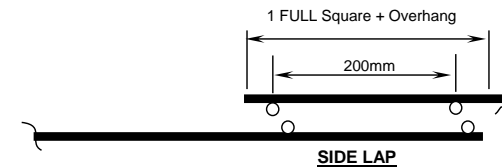
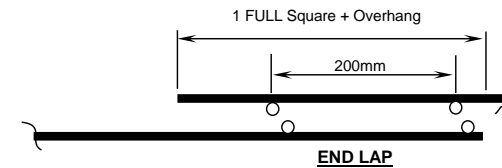
**DESCRIPTION:** 5.4m x 2.240m. - 200 x 200 Grid. R 9.0 mm.(Nom) Dia.- G500 Longitudinal & Cross Wire.



### **CHARACTERISTIC MECHANICAL PROPERTIES:**

Yield Stress (Mpa) :-  $\geq 500$   $\leq 600$   
Ratio (  $R_m/R_e$  ) :-  $\geq 1.15$   $\leq 1.40$   
Uniform Elongation :-  $\geq 10\%$

GROSS SHEET WEIGHT (kg) - 62.56  
WEIGHT PER SQM (kg/sqm) - 4.994  
kN PER METRE WIDTH - 159.0  
GROSS SHEET AREA (sqm) - 12.096  
NETT COVER (sqm) - 10.000



**NOTE - REVISED LAPPING SPECIFICATION**  
**1 FULL SQUARE PLUS OVERHANG**

Lapping details as determined by testing and evaluation conducted by  
**Holmes Solutions Ltd** on behalf of **Southern Mesh Supplies Ltd.**